

# OFFICE OF THE LUMDING MUNICIPAL BOARD

No- LMB/ 14<sup>th</sup> FC/ 2018-19/ 423

Dated :- 30/7/2018

To

The Director  
Municipal Administration, Assam  
Dispur, Guwahati - 6

Sub:- Submission of Audited Accounts, status of increase of own revenue etc. for claiming the Performance grant for the year 2018-19 under Award of 14<sup>th</sup> FC.

Ref:- Your letter No.-DMA (P)93/2016/83 Dated Guwahati ,the 17<sup>th</sup> July, 2018.

Madam

With reference to subject cited in above I have the honour to submit herewith the following information as asked by you.

1. Audited Accounts of Lumding Municipal Board of 2015-16,2016-17,2017-18 (with soft copy)
2. The status of increase of own revenue in the audited accounts of 2016-17 compared to 2015-16
3. We have measure and publish the Service Level Benchmark data on our website.

In addition I have submit the following information of Lumding MB in MS Excel sheet both hard and soft copies in prescribed format

1. (Annexure -I):- General details of the ULB
2. (Annexure -II):- Income details
3. (Annexure -III):-Expenditure details
4. (Annexure -IV):-Service Level Benchmark

These are favour of your information and necessary action.

Yours faithfully

  
Executive Officer  
LUMDING MUNICIPAL BOARD  
Lumding, Assam


21/7

General Details of the ULB		
Name of the State	Assam	
Name of the ULB	Lumding Municipal Board	
Civic Status of the ULB (M Corp/ M Council/ NP)	Municipal Board	
Census Population (2011)	31347	
Last Municipal Election Held (Year)	2015	
Next Municipal Election Due (Year)	2020	
Year of Performance Grant Claim	2018-19	
Whether the City is under AMRUT Mission or Not	NO	
Name of the Municipal Commissioner / Executive Officer of the ULB	Sri Gargo Mohan Das	
Contact / Mobile No.	7896103026 / 7002403279	
Email Address		
Name of the Contact Person	Smt. Swastika Routh Majumder	
Contact / Mobile No.	9854981680	
Email Address	lmb263350@gmail.com	
Postal Address of the ULB (with Pincode)	Atma Ram Road, Lumding, Dist- Hojai, Assam, Pin-782447	
Website Address of the ULB	www.lumdingmb.com	
Publishing of Audited Accounts of Municipality on ULB / State website		
For the Performance Grant of 2017-18	Published Audited Accounts of 2015-16	YES
	Website Address/URL	
For the Performance Grant of 2018-19	Published Audited Accounts of 2016-17	YES
	Website Address/URL	
For the Performance Grant of 2019-20	Published Audited Accounts of 2017-18	YES
	Website Address/URL	

  
 Executive Officer  
 LUMDING MUNICIPAL BOARD  
 Lumding, Assam


  
 Chairperson  
 Lumding Municipal Board

Income Details (Amounts to be provided in Rupees Lakh)								
S. No.	Details	For the Performance Grant of 2017-18			For the Performance Grant of 2018-19		For the Performance Grant of 2019-20	
		2014-15 (Audited Actuals)	2015-16 (Audited Actuals)	2016-17 (Audited or Unaudited Actuals)	2016-17 (Audited Actuals)	2017-18 (Audited or Unaudited Actuals)	2017-18 (Audited Actuals)	2018-19 (Audited or Unaudited Actuals)
	<b>Total Receipts (A+B)</b>	0.00	210.45	206.09	206.09	351.12	0.00	0.00
A	<b>Revenue Receipts (1+2+3)</b>	0.00	210.45	206.09	206.09	351.12	0.00	0.00
1	<b>Own Revenue Receipts (a+b)</b>	0.00	39.68	49.01	49.01	46.37	0.00	0.00
a)	<b>Tax Revenue</b> (levied and collected by municipal body)	0.00	13.34	21.24	21.24	20.69	0.00	0.00
i)	Property tax		13.34	21.24	21.24	20.69		
ii)	Other tax (levied and collected by municipal body)							
b)	<b>Non-tax revenue</b> (levied and collected by municipal body)	0.00	26.34	27.77	27.77	25.68	0.00	0.00
i)	Fees & fines		22.91	21.47	21.47	18.99		
ii)	User Charges		2.04	3.66	3.66	3.71		
iii)	Other non-tax revenue (levied and collected by municipal body)		1.39	2.64	2.64	2.98		
2	<b>Other Revenue Receipts</b>	0.00	0.00	20.77	20.77	14.57	0.00	0.00
a)	Income from interest/investments			11.19	11.19			
b)	Other Revenue income			9.58	9.58	14.57		
3	<b>Transfers/Grants/Assigned Revenues</b>	0.00	170.77	136.31	136.31	290.18	0.00	0.00

  
 Executive Officer  
 JMDING MUNICIPAL BOARD  
 Lording, Assam

  
 Chairperson  
 JMDing Municipal Board


Income Details (Amounts to be provided in Rupees Lakh)								
S. No.	Details	For the Performance Grant of 2017-18			For the Performance Grant of 2018-19		For the Performance Grant of 2019-20	
		2014-15 (Audited Actuals)	2015-16 (Audited Actuals)	2016-17 (Audited or Unaudited Actuals)	2016-17 (Audited Actuals)	2017-18 (Audited or Unaudited Actuals)	2017-18 (Audited Actuals)	2018-19 (Audited or Unaudited Actuals)
a)	State Assigned Revenue							
b)	State Finance Commission (SFC) Grants/Devolution		86.40	134.80	134.80	236.48		
c)	Octroi compensation							
d)	Other State Government Transfers		1.88	1.51	1.51	3.77		
e)	Central Finance Commission (CFC) Grant		82.41			46.79		
f)	Other Central Government Transfers		0.08			3.14		
g)	Others							
<b>B</b>	<b>Capital Receipts</b>	<b>0.00</b>	<b>0.00</b>	<b>0.00</b>	<b>0.00</b>	<b>0.00</b>	<b>0.00</b>	<b>0.00</b>
1	Sale of Municipal Land							
2	Loans (from State Govt. or Banks etc.)							
3	State Capital Account Grant (under State Schemes etc.)							
4	Central Capital Account Grant (under Central Schemes etc.)							
5	Other Capital Receipts							

  
 Executive Officer  
 JMDING MUNICIPAL BOARD  
 Lending, Assam

  
 Chairperson  
 JMDING Municipal Board

Expenditure Details (Amounts to be provided in Rupees Lakh)								
S. No.	Details	For the Performance Grant of 2017-18			For the Performance Grant of 2018-19		For the Performance Grant of 2019-20	
		2014-15 (Audited Actuals)	2015-16 (Audited Actuals)	2016-17 (Audited or Unaudited)	2016-17 (Audited Actuals)	2017-18 (Audited or Unaudited)	2017-18 (Audited Actual)	2018-19 (Audited or Unaudited)
	<b>Total Expenditure (1+2)</b>	0.00	135.95	151.06	151.06	178.41	0.00	0.00
1	<b>Revenue Expenditure</b>	0.00	71.92	111.74	111.74	121.73	0.00	0.00
1.1	<b>Administrative Expenses, Establishment and Salaries</b> (All Departments-Regular and Contractual Staff)		64.24	99.27	99.27	103.25		
1.2	<b>Operation and Maintenance (O&amp;M)</b>		0.32	1.74	1.74	0.34		
1.3	<b>Loan repayment</b> (Interest payments)		0.03	0.03	0.03	0.09		
1.4	<b>Others</b> (any other revenue expenditure which is not salaries, O&M or Interest Payment)		7.33	10.70	10.70	18.05		
2	<b>Capital Expenditure</b>	0.00	64.03	39.32	39.32	56.68	0.00	0.00
2.1	<b>All developmental works under Central/State specific schemes</b>		64.03	39.32	39.32	56.68		
2.2	<b>Loan Repayments</b> (Principal Amount)							
2.3	<b>Other Capital expenditure</b>							

Note :- For the calculation of criteria 2a, revenue expenditure (Administrative Expenses, Establishment and Salaries, O & M and other revenue expenses) is calculated based on summation of 1.1., 1.2 & 1.4.

  
Executive Officer  
JMDING MUNICIPAL BOARD  
Landing, Assam

  
Chairperson  
JMDING MUNICIPAL BOARD

Service Level Benchmarks								
S. No.	Indicators	Moud Benchmark	For the Performance Grant of 2017-18		For the Performance Grant of 2018-19		For the Performance Grant of 2019-20	
			Status 2016-17	Target 2017-18	Status 2017-18	Target 2018-19	Status 2018-19	Target 2019-20
<b>Water Supply Services</b>								
1	Coverage of water supply connections	100%	0	0	0	0	0	
2	Per capita supply of water	135 lpcd	0	0	0	0	0	
3	Extent of metering of water connections	100%	0	0	0	0	0	
4	Extent of Non-Revenue Water (NRW)	20%						
5	Continuity of water supply	24 hours	0	0	0	0	0	
6	Quality of water supplied	100%	0	0	0	0	0	
7	Efficiency in redressal of customer complaints	80%	0	0	0	0	0	
8	Cost recovery in water supply services	100%	0	0	0	0	0	
9	Efficiency in collection of water supply related charges	90%	0	0	0	0	0	
<b>Sewage management (Sewerage and Sanitation)</b>								
1	Coverage of toilets	100%	90	95	95	100		100
2	Coverage of sewage network services	100%	0					
3	Collection efficiency of sewage network	100%	0					
4	Adequacy of sewage treatment capacity	100%	0					
5	Quality of sewage treatment	100%	0	0	0	0	0	0
6	Extent of reuse and recycling of sewage	20%	0	0	0	0	0	0
7	Efficiency in redressal of customer complaints	80%	0	0	0	0	0	0
8	Extent of cost recovery in sewage management	100%	0	0	0	0	0	0
9	Efficiency in collection of sewerage charges	90%	0	0	0	0	0	0
<b>Solid Waste Management</b>								
1	Household level coverage of Solid Waste Management services	100%	40	60	55	80	0	100%
2	Efficiency of collection of municipal solid waste	100%	80	90	90	95	0	100%
3	Extent of segregation of municipal solid waste	100%	0	20	0	30	0	50%
4	Extent of municipal solid waste recovered	80%	0	0	0	0	0	20%
5	Extent of scientific disposal of municipal solid waste	100%	0	0	0	10	0	25%
6	Efficiency in redressal of customer complaints	80%	50	80	50	80	0	100%
7	Extent of cost recovery in SWM services	100%	0	0	0	10	0	20%
8	Efficiency in collection of SWM charges	90%	0	0	0	10	0	20%
<b>Storm Water Drainage</b>								
1	Coverage of Storm water drainage network	100%	11	12	13	15	0	30%
2	Incidence of water logging / flooding	0%	3	0	3	0	0	0%
			For the Performance Grant of 2017-18 : SLB Status of 2016-17		For the Performance Grant of 2018-19 : SLB Status of 2017-18		For the Performance Grant of 2019-20 : SLB Status of 2018-19	
1	Coverage of Water Supply (24 X 7) in all Public/Community Toilets	24 hours	Yes		Yes		Yes	
2	Percentage of waste being processed scientifically	%	0		0		20	

Note: Please see the following link for instructions to provide the status of Service Level Benchmarks current year/target year  
<http://moud.gov.in/pdf/57f1ef81d6caeHandbook06.pdf>

  
**Executive Officer**  
 LINDING MUNICIPAL BOARD  
 Linding, Assam

  
**Chairperson**  
 Linding Municipal Board